
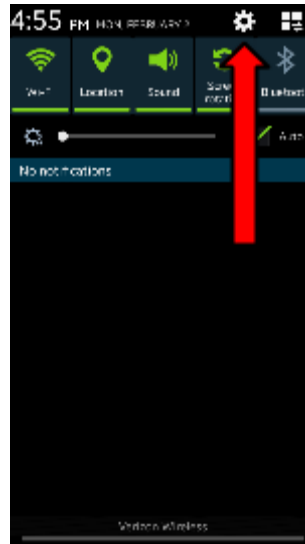


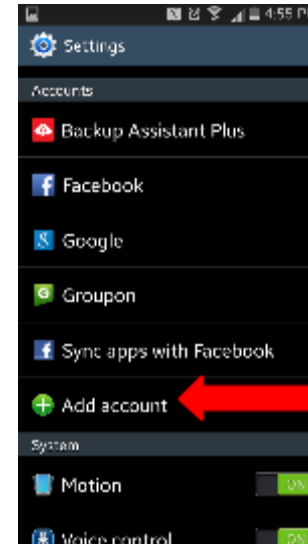
Adding your School Account to your Android Phone




1. Hold and Swipe Down at the top of your home screen



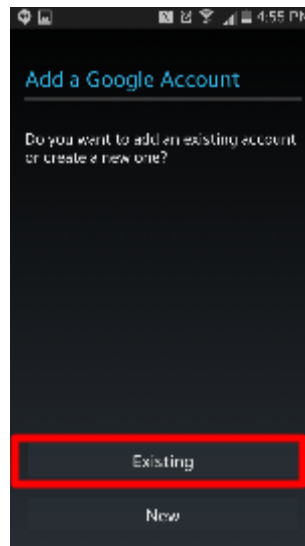
2. Click the gear icon to get to your phone's settings



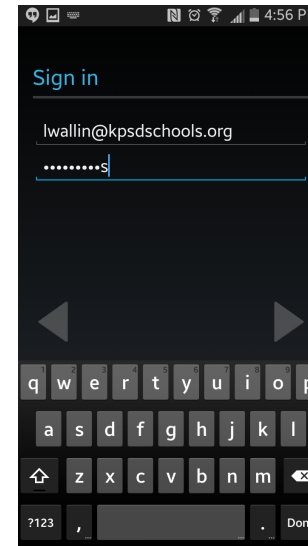
3. Scroll down to "Accounts"
Select "Add account"



4. Under Add Account, Select "Google"



5. Select "Existing"



6. Type your school email address (@kpsdschools.org) & password

7. Select which aspects of your school account you would like linked or "synced" to your phone

I suggest at least syncing Gmail, Drive, & Calendar